

# BRADY HH83

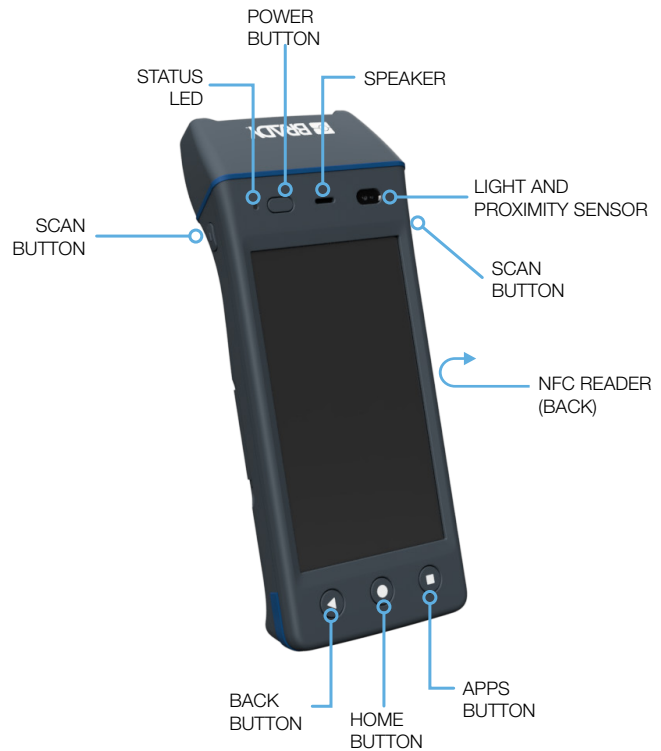
## QUICK GUIDE



KURZANLEITUNG • GUIDE RAPIDE • GUÍA RAPIDA • GUIDA RAPIDA  
• GUÍA RAPIDO • SNABBGUIDE • PIKAOPAS • QUICK GUIDE •  
HURTIGGUIDE • HRAÐLEIÐBEININGAR • SNELLE START •  
RÖVID KEZELÉSI ÚTMUTATÓ • מדריך מהיר למשתמש •  
KIPATKOE PYKOBODCTBO • 快速指南 • クイックガイド • 퀵가이드

## KEYS & FEATURE OVERVIEW

DE/	TASTEN UND FEATURES IM ÜBERBLICK
FR/	TOUCHES & VUE D'ENSEMBLE DES FONCTIONS
ES/	DESCRIPCIÓN DE BOTONES Y FUNCIONES
IT/	TASTIERA E FUNZIONI TASTI
PT/	VISÃO GERAL DO TECLADO E FUNÇÕES
SV/	ÖVERSIKT AV KNAPPAR & EGENSKAPER
FI/	NÄPPÄIMET JA OMINAISUUDET
DA/	KNAP- & FUNKTIONS OVERSIGT
NO/	KNAPP- & FUNKSJONSOVERSIKT
IS/	YFIRLIT HNAPPA & VIRKNI
NL/	TOETSEN & OVERZICHT VAN FUNCTIES
HU/	GOMBOK & FUNKCIÓ ÁTTEKINTÉSE
HE/	הכרת המסופון
AR/	مميزات الازرار
RU/	КЛАВИШИ И ОСНОВНЫЕ ФУНКЦИИ
ZH/	按鈕和功能概述
JA/	ボタンと機能の概要
KR/	버튼 및 기능



## KEYS & FEATURE OVERVIEW

DE/	BATTERIE EINLEGEN
FR/	INSTALLER LA BATTERIE
ES/	INSTALACIÓN DE LA BATERÍA
IT/	INSTALLARE LA BATTERIA
PT/	INSTALAR A BATERIA
SV/	INSTALLATION AV BATTERIET
FI/	AKUN ASENNUS
DA/	INSTALLERER BATTERI
NO/	INSTALLERE BATTERI
IS/	RAFHLÖÐUÍSETNING
NL/	DE BATTERIJ INSTALLEREN
HU/	AZ AKKUMULÁTOR BEHELYEZÉSE
HE/	התקנת סוללה
AR/	تثبيت البطارية
RU/	УСТАНОВКА БАТАРЕИ
ZH/	安裝電池
JA/	バッテリーの装着
KR/	배터리 장착



## INSTALLING MICROSIM & MEMORY CARD

DE/	SIM-KARTE, SPEICHERKARTE
FR/	CARTE SIM, CARTE MÉMOIRE
ES/	TARJETA SIM, TARJETA DE MEMORIA
IT/	SCHEDA SIM, SCHEDA DI MEMORIA
PT/	CARTÃO SIM, CARTÃO DE MEMÓRIA
SV/	SIM-KORT, MINNESKORT
FI/	SIM-KORTTI, MUISTIKORTTI
DA/	SIM-KORT, HUKOMMESESKORT
NO/	SIM-KORT, MINNEKORT
IS/	SIM KORT, MINNISKORT
NL/	SIM-KAART, GEHEUGENKAART
HU/	SIM KÁRTYA, MEMÓRIAKÁRTYA
HE/	סימ כרטיס, ון רכזי סיטרך
AR/	شريحة جوال شريحة ذاكرة
RU/	СИМ-КАРТА, КАРТА ПАМЯТИ
ZH/	SIM 卡, 存储卡
JA/	SIM カード, メモリカード



## CHARGING

DE/	GERÄT LADEN
FR/	CHARGEUR
ES/	CARGA
IT/	DI CARICA
PT/	CARREGAMENTO
SV/	LADDNING
FI/	LATAUS
DA/	OPLADNING
NO/	LADING
IS/	HLEÐSLA
NL/	OPLADEN
HU/	TÖLTÉS
HE/	טעינה
AR/	الشحن
RU/	ЗАРЯДКА
ZH/	充電配件
JA/	充電
KR/	충전

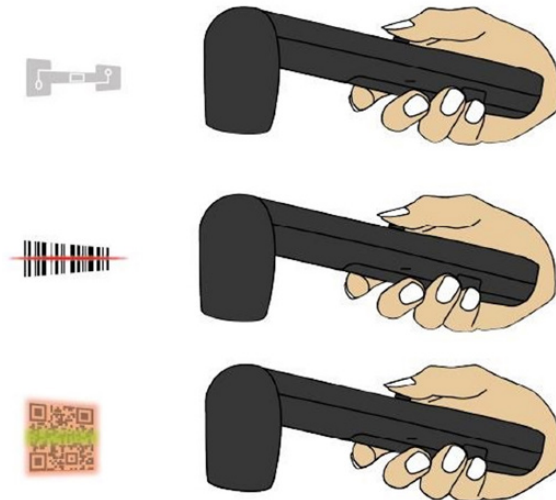


USB-C 3.6V – 6V / 3A  
 0% → 100% 4h

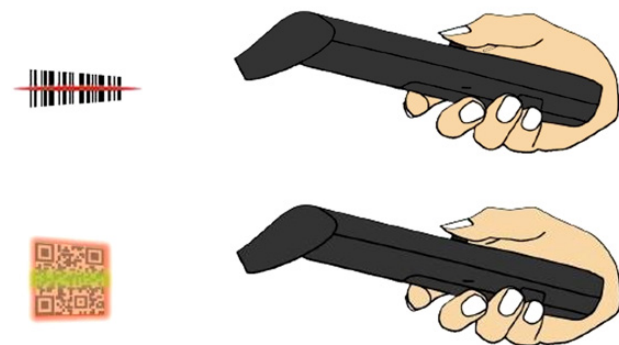
## SCAN DIRECTION

DE/	SCAN-RICHTUNG
FR/	DIRECTION DE BALAYAGE
ES/	DIRECCIÓN DE ESCANEEO
IT/	DIREZIONE DI SCANSIONE
PT/	DIREÇÃO DE VARRIMENTO
SV/	LÄSRIKTNING
FI/	LUKUSUUNTA
DA/	SCANNE RETNING
NO/	SKANNERETNING
IS/	STEFNA SKÖNNUNAR
NL/	SCANRICHTING
HU/	OLVASÁSI IRÁNY
HE/	כיוון סריקה
AR/	اتجاه المسح
RU/	НАПРАВЛЕНИЕ СКАНИРОВАНИЯ
ZH/	掃描方向
JA/	走査方向
KR/	스캔방향

### Brady HH83 RFID ACD



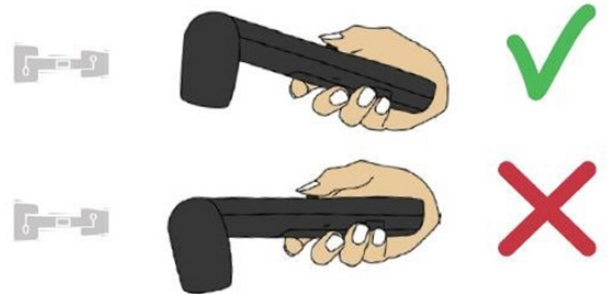
### Brady HH83 barcode



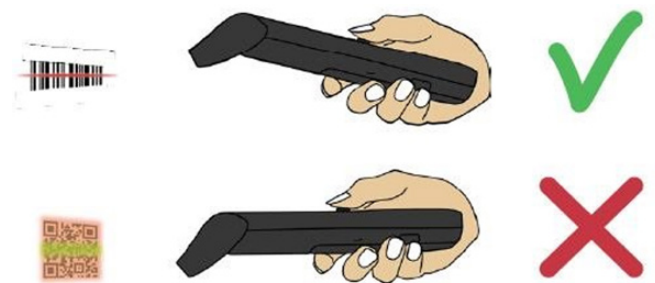
## CORRECT GRIP

DE/	KORREKTE HALTUNG
FR/	BONNE PRISE EN MAIN
ES/	EMPUÑADURA CORRECTA
IT/	CORRETTA IMPUGNATURA
PT/	MANUSEAMENTO CORRETO
SV/	KORREKT GREPP
FI/	OIKEA OTE
DA/	KORREKT GREB
NO/	RIKTIG GREP
IS/	RÉTT GRIP
NL/	DE JUISTE GREEP
HU/	HELYES TARTÁS
HE/	אחיזה נכונה
AR/	الامساك الصحيح باليد
RU/	РАСПОЛОЖЕНИЕ СКАНЕРА В РУКЕ ПОЛЬЗОВАТЕЛЯ
ZH/	正確握法
JA/	正しい持ち方
KR/	올바른 그립방법

Brady HH83 RFID ACD

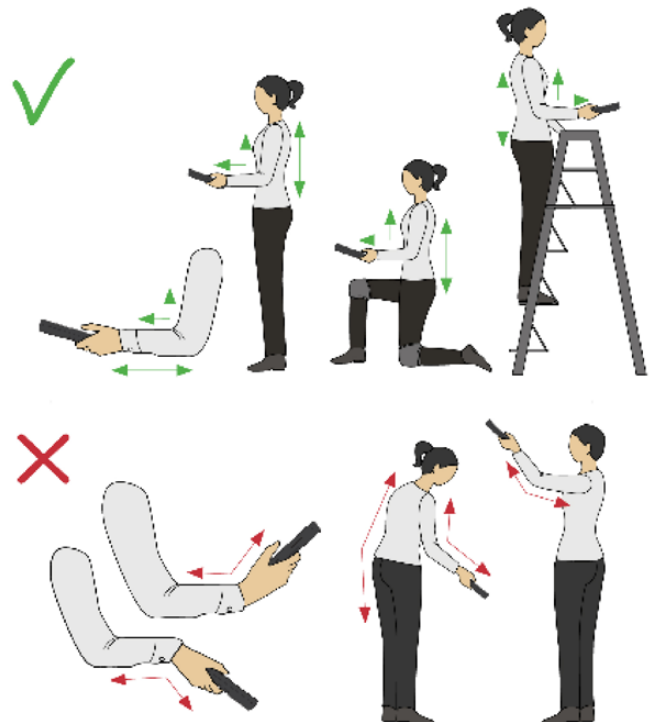


Brady HH83 barcode



## ERGONOMICS

DE/	ERGONOMIE
FR/	ERGONOMIE
ES/	ERGONOMÍA
IT/	ERGONOMIA
PT/	ERGONOMIA
SV/	ERGONOMI
FI/	ERGONOMIA
DA/	ERGONOMI
NO/	ERGONOMI
IS/	VINNUVISTFRÆÐI
NL/	ERGONOMIE
HU/	ERGONOMIA
HE/	ארגונומיה
AR/	بيئية العمل
RU/	ЭРГОНОМИКА
ZH/	手持仪器正确使用姿势
JA/	エルゴノミクス
KR/	에르고노믹스



## SOFTWARE

DE/	SOFTWARE
FR/	LOGICIEL
ES/	SOFTWARE
IT/	SOFTWARE
PT/	PROGRAMAS
SV/	PROGRAMVARA
FI/	OHJELMISTO
DA/	SOFTWARE
NO/	PROGRAMVARE
IS/	HUGBÚNAÐUR
NL/	SOFTWARE
HU/	SZOFTVER
HE/	תוכנה
AR/	البرمجيات
RU/	ПРОГРАММНОГО ОБЕСПЕЧЕНИЯ
ZH/	軟件
JA/	ソフトウェア
KR/	소프트웨어

**Brady GITHUB**  
<https://github.com/BRADY>

**SDK AND SAMPLES**  
[https://github.com/BRADY/nur\\_sample\\_android](https://github.com/BRADY/nur_sample_android)  
[https://github.com/BRADY/nur\\_nurapi\\_android](https://github.com/BRADY/nur_nurapi_android)  
[https://github.com/BRADY/nur\\_tools\\_rfiddemo\\_android](https://github.com/BRADY/nur_tools_rfiddemo_android)  
Xamarin SDK available on request

## BRADY WARRANTY

Our products are sold with the understanding that the buyer will test them in actual use and determine for themselves the adaptability to their intended uses. Brady warrants to the buyer that its products are free from defects in material and workmanship, but limits its obligation under this warranty to replacement of the product shown to Brady's satisfaction to have been defective at the time Brady sold it. This warranty does not extend to any persons obtaining the product from the buyer.

THIS WARRANTY IS IN LIEU OF ANY OTHER WARRANTY, EXPRESS OR IMPLIED, INCLUDING, BUT NOT LIMITED TO, ANY IMPLIED WARRANTY OF MERCHANTABILITY OR FITNESS FOR A PARTICULAR PURPOSE, AND OF ANY OTHER OBLIGATIONS OR LIABILITY ON BRADY'S PART. UNDER NO CIRCUMSTANCES WILL BRADY BE LIABLE FOR ANY LOSS, DAMAGE, EXPENSE OR CONSEQUENTIAL DAMAGES OF ANY KIND ARISING IN CONNECTION WITH THE USE, OR INABILITY TO USE, BRADY'S PRODUCTS.

## SERVICE AND SUPPORT

For technical enquiries regarding Brady devices or software development, please contact our Technical Support:

Telephone: +44 333 333 1111  
E-mail: [tseurope@bradycorp.com](mailto:tseurope@bradycorp.com)